


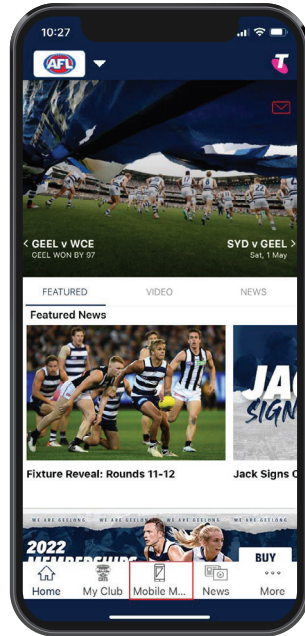
# MOBILE MEMBERSHIP

## HOW TO FORWARD YOUR MEMBERSHIP TICKET



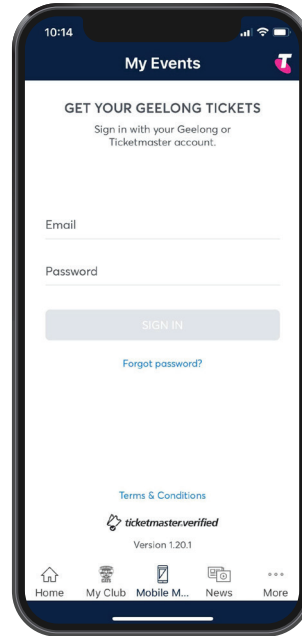
### STEP 1

**Download** the Geelong Cats Official Club App from your relevant app store.



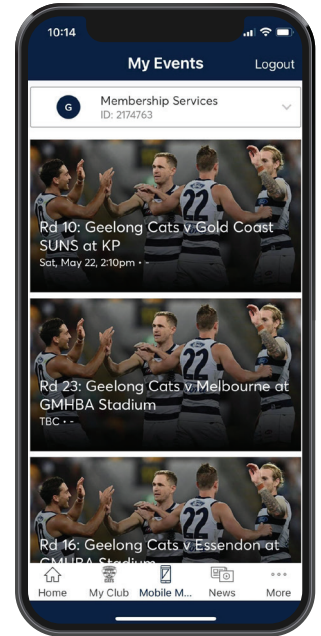
### STEP 2

Open the Geelong Cats Official Club App and select **'Mobile Membership'**.



### STEP 3

Make sure you are logged in to your My Cats account.



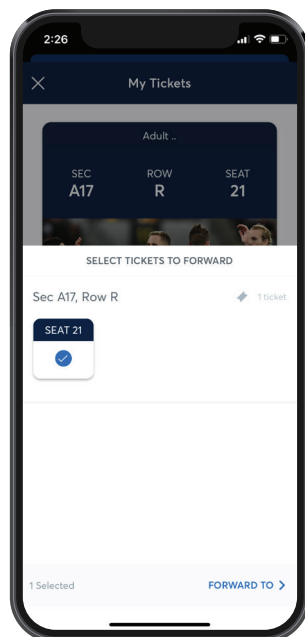
### STEP 4

Select the upcoming game you would like to attend.



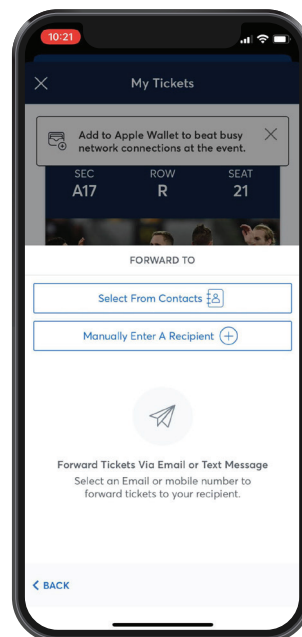
### STEP 5

Select the **'Forward'** button at the bottom of the screen to send your ticket on to a friend or family member.



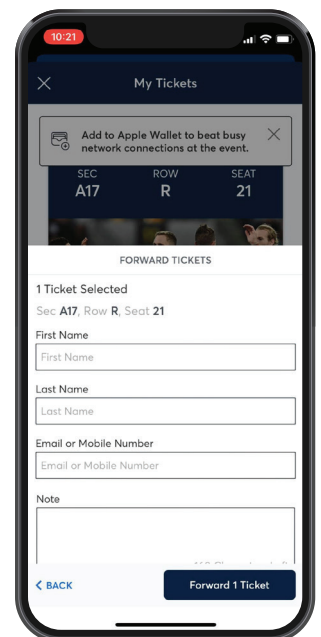
### STEP 6

Select the seat/s that you wish to forward and then select **'Forward to'**.



### STEP 7

Select a contact or manually enter the recipients details to forward your tickets.



### STEP 8

An automatic text message will appear, proceed to send to the person you are forwarding your ticket too.