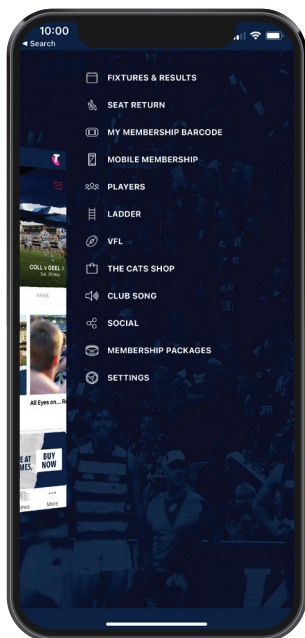
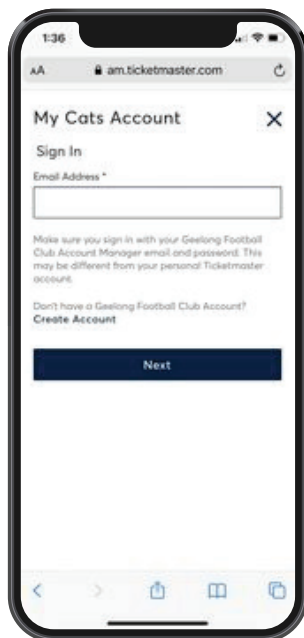


HOW TO RETURN YOUR SEAT

(MOBILE)



STEP 1.
Download and open the Official Geelong Cats App, click more and then 'Seat Return'



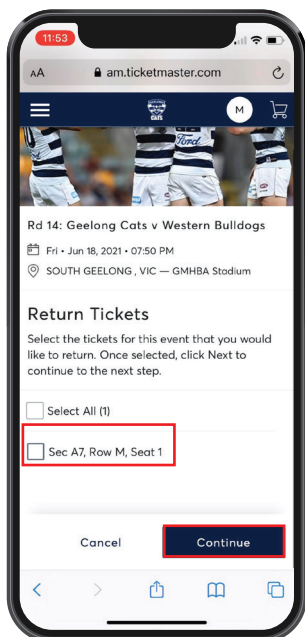
STEP 2.
Don't have the Geelong Cats App? [Click here](#) to open link in your browser and login to your My Cats Account



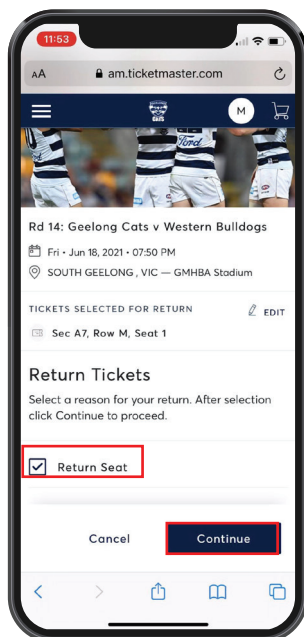
STEP 3.
Select the upcoming match you are unable to attend and that you would like to return your seat for



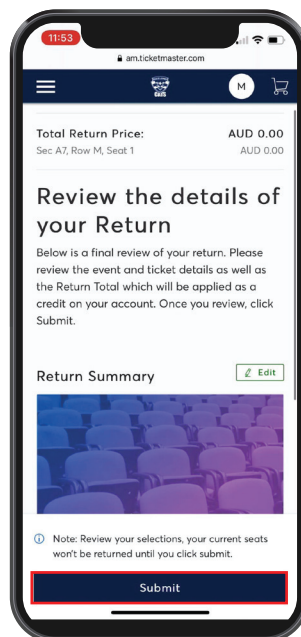
STEP 4.
Your Reserved seat details will now appear, please select 'More', followed by clicking 'Return'



STEP 5.
Your reserved seat details will reappear, select the listed seat you would like to return and click 'Continue'



STEP 6.
You will then be required to select a reason for your return, please select 'Return Seat' and click 'Continue'



STEP 7.
To confirm your seat return, please review your details and click 'Submit'

Once you have clicked 'Submit' your seat will be returned and you will be unable to sit in that seat for the selected game.

If your seat is then re sold for the match, you will be entitled to a credit towards your 2023 Geelong Cats Membership. We will notify you of your seat status after each game you return your seat for via email.

If you have any questions please call Membership Services Monday – Friday between 9.00am – 5.00pm or send them an email membership@geelongcats.com.au