

MOBILE MEMBERSHIP

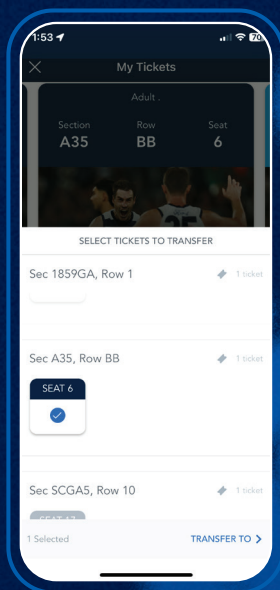


How to forward your Membership ticket



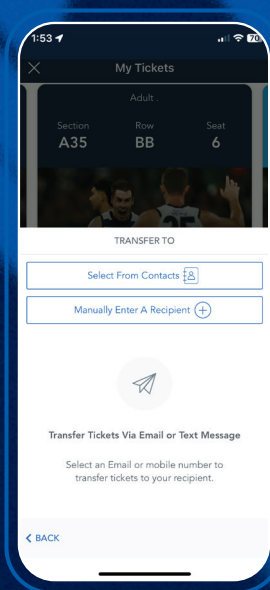
STEP 1

Select the game you would like to attend and click **'Forward'** at the bottom of the screen to send your ticket to your family or friend.



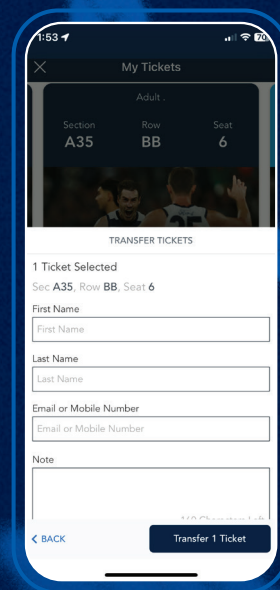
STEP 2

Select the seat/s that you wish to forward and then select **'Forward to'**.



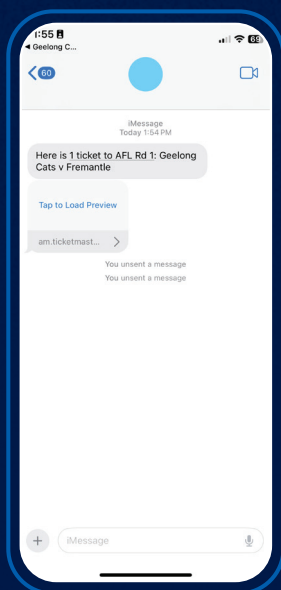
STEP 3

Select a contact or manually enter a recipient.



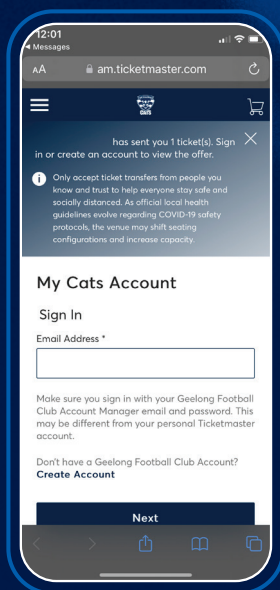
STEP 4

Ensure the contact information for your family or friend is correct including mobile number. Select **'Forward Ticket'**.



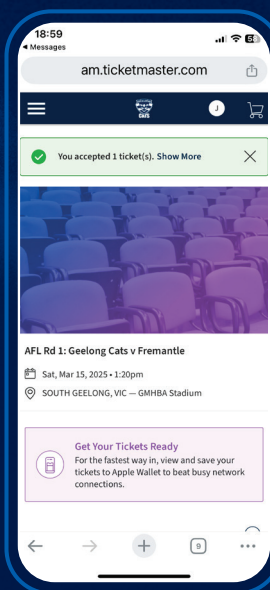
STEP 5

Your family or friend will receive an SMS with the link to access the ticket.



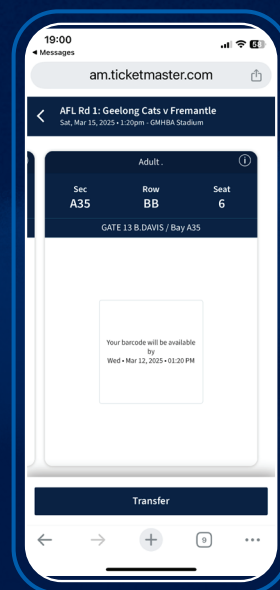
STEP 6

They can log into their MyCats account, or create an account if they don't already have one.



STEP 7

Once logged in, the ticket is accepted. Select the ticket at the bottom of the screen.



STEP 8

The ticket is now available, save the ticket to your Wallet or Passbook.