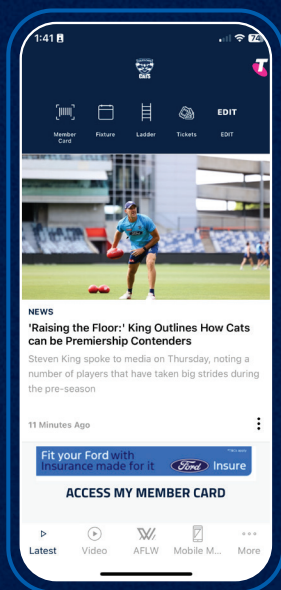


MOBILE MEMBERSHIP

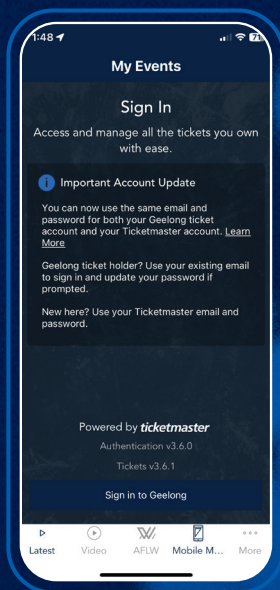


A step-by-step guide on how to access your mobile membership



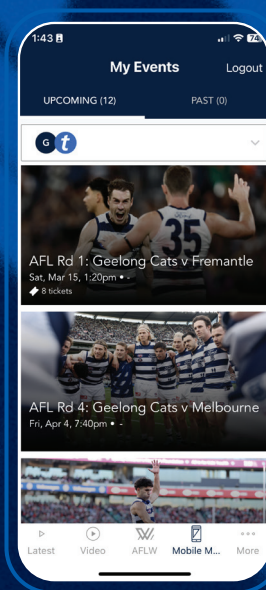
STEP 1

Download the Geelong Cats Official Club App from your relevant app store.



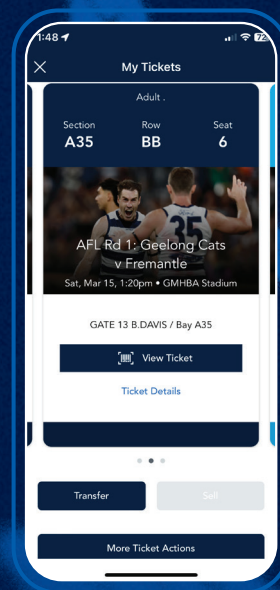
STEP 2

Open the Geelong Cats Official Club App and select 'Mobile Membership'.



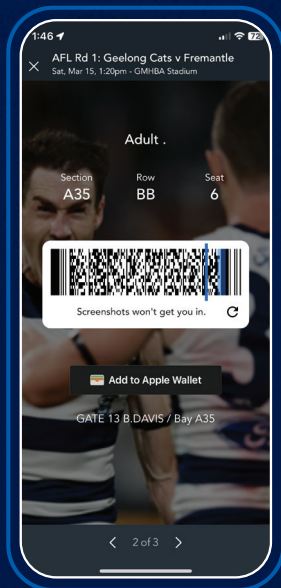
STEP 3

Sign in with your email address and your password.



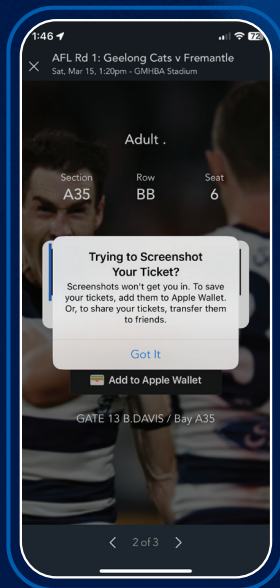
STEP 4

Select the upcoming game you would like to attend.



STEP 5

Click 'View Barcode' to view your ticket for the match, save the ticket to your Apple Wallet or Passbook.



STEP 6

Screenshots of tickets will not scan in at the gate. Please ensure you add your ticket to your wallet, or forward to your friends and family.



STEP 7

On game day, open your ticket in your Wallet or Passbook and scan the barcode to gain entry.

STEP 8

TO ACCESS LINKED & JUNIOR ACCOUNTS

Within your 'My Events' page, tap on your name at the top of the screen. Select the required linked account from the drop-down options and follow steps 5 to 6.